



POWDER & INDUSTRIAL COATINGS

10 YEAR QUALITY WARRANTY PRECIOUS® POWDERCOAT RANGE



Mother of Pearl 971-84678 Gloss



Citi Pearl 971-88471 Matt



Metropolis Silver Glow Pearl 971-84623 Gloss



Nickel Pearl 971-88360 Matt



Natural Pearl 971-89119 Matt



Pandemonium Silver Pearl 971-7004F Flat



Sharp Silver Kinetic® Pearl 971-7238K Satin



Copper Kinetic® Pearl 971-7183K Satin



Essential Silver Pearl 260-3146Q Matt



Silver Kinetic® Pearl 971-7043K Satin



St Elmos Fire Kintetic® Pearl 971-7208K Satin



Champagne Kinetic® Pearl 971-3059K Matt



Platypus Kinetic® Pearl 971-7214K Satin



Pewter Pearl 971-88202 Satin



Typhoon Pearl 260-7469Q Satin



Gold Pearl 971-96604 Satin



Gunmetal Kinetic® Pearl 971-8115K Satin



Blue Light Pearl 971-5209Q Satin



Onyx Pearl 971-52052 Gloss



Bronze Pearl 971-94686 Satin



Metropolis Bronze Pearl 971-59003 Satin



Steel Pearl 971-57127 Satin



Charcoal Met Pearl 971-18796 Gloss




Red Emperor Pearl 971-4205Q Satin


10 YEAR QUALITY WARRANTY DURALLOY® POWDERCOAT RANGE



Barrister White 272-84672 Satin



White Birch 272-37131 Gloss




White 272-1139S Satin



Shoji White 272-84682 Satin



Anotec® Off White 260-2181M Matt



Canola Cream 272-81796 Gloss



Off White 272-33732 Satin



Magnolia 272-32658 Gloss




Paperbark® 272-3088S Satin 2603174M Matt




Classic Cream® 272-2095S Satin 26084732 Matt


COLOUR SELECTOR



Pearl White
272-1114G Gloss



Classic White
272-81880 Gloss



Bright White
272-84636 Gloss



Grey Nurse
260-50060 Gloss



Oyster
272-36858 Matt



Surfmist®
272-1137S Satin 2603167M Matt



Anotec® Silver Grey
272-51272 Matt



Evening Haze®
272-3055S Satin 2603168M Matt



APO Grey
272-32786 Satin



Dune®
272-3087S Satin 2607558M Matt



Shale Grey®
272-83246 Satin 2607557M Matt



Cove®
260-6250S Satin 2606252M Matt



Windspray®
272-7256S Satin 2607559M Matt



Stone Grey
272-78126 Satin



Wedgewood
272-50279 Satin



Pale Eucalypt®
260-6127S Satin 2606303M Matt



Olde Pewter
272-50243 Satin



Wallaby®
260-7474S Satin 2607476M Matt



Blue Ridge®
272-88480 Satin



Wilderness®
272-84224 Satin



Notre Dame
272-36672 Gloss



Basalt®
260-7473S Satin 2607475M Matt



Deep Ocean®
272-5125S Satin 2605267M Matt



Mangrove®
260-6262S Satin 2606251M Matt



Berry Grey
260-88362 Satin



Berry Grey
272-7262G Gloss



Anotec® Dark Grey
272-51275 Matt



Cottage Green®
272-84219 Satin 2606304M Matt



Ironstone®
272-7257S Satin 2607556M Matt



Charcoal
272-9086G Gloss



Charcoal
272-88351 Satin



Classic Hawthorn Green
272-33709 Gloss



Black (C/B Night Sky)
272-19319 Matt



Black (C/B Night Sky)
272-19268 Satin



Black
272-9090G Gloss



Deep Brunswick Green
272-6134G Gloss

Phone Dulux Customer service 132 499



Light Grey
272-7263G Gloss



Rivergum Beige
272-36991 Gloss



Barley
272-3089G Gloss



Primrose
272-84365 Gloss



Gully
260-8233S Satin 2608235M Matt



Riversand
959-36656 Matt



Stone Beige
260-32538 Matt



Doeskin
260-32516 Satin



Woodland Grey
272-7255S Satin 2606256M Matt



Jasper
272-8122S Satin 2608252M Matt



Hammersley Brown
260-84657 Satin



Terrain
260-8232S Satin 2608234M Matt



Monument
2729067S Satin 2609066M Matt



Weathered Copper
272-33724 Matt



Anotec Mid Bronze
272-51014 Matt



Manor Red
272-4134S Satin 2604292M Matt

• Colour to complement Colorband® Steel



Lemon Yellow
984-32120 Gloss



Safety Yellow
984-2015G Gloss



Blaze Blue
984-19941 Gloss



Bright Silver Metallic (with Clear Top Coat)
961-51491



Yellow Gold
984-33617 Gloss



Orange X15
984-51439 Gloss



French Blue
984-32725 Gloss



Transformer Grey
984-32186 Gloss



Copper Pearl
961-4137Q Satin



Signal Red
984-50735 Gloss



Pommel Blue
984-51034 Gloss



Mistletoe
984-51040 Gloss



Anodic Bronze
961-19930 Satin



Flame Red
984-19959 Gloss



Space Blue
984-19990 Gloss



Dark Violet
984-51926 Gloss



DURATEC® ETERNITY®



Eternity® Citi Silver Pearl
900-7024Q Matt



Eternity® Star Pearl
900-7005F Flat



Eternity® Linen Pearl
900-1138Q Satin



Eternity® Chain Pearl
900-89119 Matt



Eternity® Silver Kinetic® Pearl
900-7160K Satin



Eternity® Pewter Pearl
900-88396 Satin



Eternity® Nickel Pearl
900-88395 Matt



Eternity® Titanium Pearl
900-87728 Satin




Eternity® Bronze Pearl
900-88393 Satin



Eternity® Charcoal Pearl
900-88394 Satin

DURATEC® ZEUS®




Zeus® Talc
900-84682 Satin




Zeus® Silver Grey
900-51272 Matt



Zeus® Grey
900-88416 Satin



Zeus® White
900-1110G Gloss



Zeus® Chalk USA
900-73713 Gloss



Zeus® Dark Grey
900-51275 Matt



Zeus® Charcoal
900-87732 Satin



Zeus® Lunar Grey
900-88417 Matt



Zeus® Timberland
900-73155 Satin



Zeus® Lunar Eclipse
900-87734 Satin



Zeus® Black
900-88702 Matt

DURATEC® INTENSITY®



Intensity® Flame
900-4007G Gloss



Intensity® Sunshine
900-2084G Gloss



Intensity® Moonlight
900-2004S Satin



Intensity® Reef
900-5011G Gloss



Intensity® Leaf
900-6167S Satin



Intensity® Coast
900-5233S Satin



Intensity® Desert
900-4227S Satin



Intensity® Summer
900-4008G Gloss



Intensity® Evergreen
900-6005S Satin



Intensity® Storm
900-89584 Satin

| Colour Name | Product Codes | | Durability Indicator |
|------------------------------------|---------------|----------|----------------------|
| Jasper® Matt | 2608252M | | ☼☼ |
| Jasper® Satin | 2728122S | 2608122S | ☼☼ |
| Lemon Yellow Gloss | 98432120 | | ☼ |
| Light Grey Gloss | 2727263G | | ☼☼ |
| Magnolia Gloss | 27232658 | | ☼☼ |
| Mangrove® Matt | 2606251M | | ☼☼ |
| Mangrove® Satin | 2606262S | | ☼☼ |
| Manor Red® Matt | 2604292M | | ☼☼ |
| Manor Red® Satin | 2724134S | 2604134S | ☼☼ |
| Metropolis Bronze Pearl Satin | 97159003 | | ☼☼ |
| Metropolis Silver Glow Pearl Gloss | 97184623 | | ☼☼ |
| Mistletoe Gloss | 98451040 | | ☼ |
| Monument® Matt | 9599066M | 2609066M | ☼☼ |
| Monument® Satin | 2729067S | 2609067S | ☼☼ |
| Mother of Pearl Gloss | 97184678 | | ☼☼ |
| Natural Pearl Matt | 97189119 | | ☼☼ |
| Nickel Pearl Matt | 97188360 | | ☼☼ |
| Notre Dame Gloss | 27236672 | 26036672 | ☼☼ |
| Off White Satin | 27233732 | 2603149S | ☼☼ |
| Old Pewter Satin | 27250243 | 26050243 | ☼☼ |
| Onyx Pearl Gloss | 97152052 | | ☼☼ |
| Orange X15 Gloss | 98451439 | | ☼ |
| Oyster Matt | 27236858 | 26036858 | ☼☼ |
| Pale Eucalypt® Matt | 2606303M | | ☼☼ |
| Pale Eucalypt® Satin | 2606127S | | ☼☼ |
| Pandemonium Silver Pearl Flat | 9717004F | | ☼☼ |
| Paperbark® Matt | 2603174M | | ☼☼ |
| Paperbark® Satin | 2723088S | 2603135S | ☼☼ |
| Pearl White Gloss | 2721114G | 2601229G | ☼☼ |
| Pewter Pearl Satin | 97188202 | | ☼☼ |
| Platypus Kinetic® Pearl Satin | 9717214K | | ☼☼ |
| Pommel Blue Gloss | 98451034 | | ☼ |
| Primrose Gloss | 27284365 | 26084365 | ☼☼ |
| Red Emperor Pearl Satin | 9714205Q | | ☼☼ |
| Rivergum Beige Gloss | 27236991 | | ☼☼ |
| Riversand® Matt | 95936656 | | ☼☼ |
| Safety Yellow Gloss | 9842015G | | ☼☼ |
| Shale Grey® Matt | 2607557M | | ☼☼ |
| Shale Grey® Satin | 27283246 | 26083246 | ☼☼ |
| Sharp Silver Kinetic® Pearl Satin | 9717238K | | ☼☼ |
| Shoji White Satin | 27284682 | 26084682 | ☼☼ |
| Signal Red Gloss | 98450735 | | ☼ |
| Silver Kinetic® Pearl Satin | 9717043K | | ☼☼ |
| Space Blue Gloss | 98419990 | | ☼☼ |
| St Elmos Fire Kinetic® Pearl Satin | 9717208K | | ☼☼ |
| Steel Pearl Satin | 97157127 | | ☼☼ |
| Stone Beige Matt | 26032538 | | ☼☼ |
| Stone Grey Satin | 27278126 | 26078126 | ☼☼ |
| Surfmist® Matt | 95984758 | 2603167M | ☼☼ |
| Surfmist® Satin | 2721137S | 2601137S | ☼☼ |
| Terrain® Matt | 2608234M | | ☼☼ |
| Terrain® Satin | 2608232S | | ☼☼ |
| Transformer Grey Gloss | 98432186 | | ☼ |
| Typhoon Pearl Satin | 2607469Q | | ☼☼ |
| Wallaby® Matt | 2607476M | | ☼☼ |
| Wallaby® Satin | 2607474S | | ☼☼ |
| Weathered Copper Matt | 27233724 | | ☼☼ |
| Wedgewood Satin | 27250279 | | ☼☼ |
| White Birch Gloss | 27237131 | 2602057G | ☼☼ |
| White Satin | 2721139S | 2601139S | ☼☼ |
| Wilderness Satin | 27284224 | | ☼☼ |
| Windspray® Matt | 2607559M | | ☼☼ |
| Windspray® Satin | 2727256S | 2607256S | ☼☼ |
| Woodland Grey® Matt | 95951698 | 2606256M | ☼☼ |
| Woodland Grey® Satin | 2727255S | 2606255S | ☼☼ |
| Yellow Gold Gloss | 98433617 | | ☼ |
| Zeus® Black Matt | 90088702 | | ☼☼☼ |
| Zeus® Chalk USA Gloss | 90073713 | | ☼☼☼ |
| Zeus® Charcoal Satin | 90087732 | | ☼☼☼ |
| Zeus® Dark Grey Matt | 90051275 | | ☼☼☼ |
| Zeus® Grey Satin | 90088416 | | ☼☼☼ |
| Zeus® Lunar Eclipse Satin | 90087734 | | ☼☼☼ |
| Zeus® Lunar Grey Matt | 90088417 | | ☼☼☼ |
| Zeus® Silver Grey Matt | 90051272 | | ☼☼☼ |
| Zeus® Talc Satin | 90084682 | | ☼☼☼ |
| Zeus® Timberland Satin | 9007315S | | ☼☼☼ |
| Zeus® White Gloss | 9001110G | | ☼☼☼ |

Product codes with a 260 prefix are available in Duralloy® with RapidCure™ technology.

OUR PRODUCTS



Duralloy® is an ideal choice for architectural residential fittings such as aluminium windows, doors, balustrades, fences, as well as interior items and other metal substrates. Supported by a 10 year durability warranty* on architectural aluminium for BCA Class 1 and Class 10 residential projects, when applied by a Dulux® Registered Applicator.



For an added touch of class, Precious® is an ideal choice for architectural residential fittings such as aluminium windows, doors, balustrades, fences, as well as interior items and other metal substrates. Supported by a 10 year durability warranty* on architectural aluminium for BCA Class 1 and Class 10 residential projects, when applied by a Dulux® Registered Applicator.



Duratec® delivers superior gloss and colour retention when compared with standard polyester powder coatings. It has been developed for use on architectural aluminium including window and door frames, panel work and other exterior metal features and is supported by a 20 year durability warranty* when applied by a Dulux® Registered Applicator.



Alphatec® includes a range of fun, bright colours ideal for interior items including electrical cabinets, interior fit-out, industrial design and metal consumer products. Where colour retention is paramount, we recommend our Duratec® Intensity® range of exterior durable brights.

* Subject to the terms and conditions of the relevant product warranty. Please contact your local Dulux representative for more details.



ADVICE LINE

Our dedicated consultants can help simplify the specification process, saving you time and money by providing the right coating advice for your job.



- Product Selection
- Order Colour Samples
- Project Specific Colour
- Request a Specification




Call **132 499**
or visit **www.duluxpowders.com.au**

Dulux, Duralloy, Duratec, Kinetic, Precious, Alphatec, Anotec, Worth doing, worth Dulux are registered trade marks and Custom Colour and Rapidcure are trade marks of DuluxGroup (Australia) Pty Ltd. Colorbond Steel and the Colorbond Steel colour names denoted by the @symbol are registered trade marks of Bluescope Steel Ltd. Product colours displayed in this guide are indicative only. They have been matched to outdoor viewing and are as close to the actual product colours as modern printing techniques allow. Colour appearance may vary according to light source. Always confirm your colour choice with production line prepared samples for final colour approval. Over time the durability performance between Colorbond Steel and Dulux Powder Coating products may vary. Any advice, recommendation, information, assistance or service provided by Dulux in relation to goods manufactured by it or their use and application is given in good faith and is believed by Dulux to be appropriate and reliable. However, any advice, recommendation, information, assistance or service provided by Dulux is provided without liability or responsibility PROVIDED THAT the foregoing shall not exclude, limit, restrict or modify the rights entitlements and remedies conferred upon any reason, or liabilities imposed by Dulux by any condition or warranty imposed by a Commonwealth, State or Territory Act or ordinance rendering void or prohibiting such exclusion, limitation, restriction or modification. Copyright 2015 DuluxGroup (Australia) Pty Ltd.

The Dulux logo is presented in a bold, italicized, white sans-serif font within a dark blue rectangular box. A thin red horizontal line is positioned directly below the box.

Dulux[®]

POWDER & INDUSTRIAL COATINGS



COLOUR SELECTOR

Worth doing, worth Dulux.[®]

Dulux®

POWDER & INDUSTRIAL COATINGS

COLOUR SELECTOR

The Dulux® Colour Selector showcases a wide range of our most popular colours, specially selected to inspire you and your design.

To view our full range of standard colours visit duluxpowders.com.au

Specification made easy

Specification of powder coating finishes on architectural aluminium and other metal substrates can be a complex process and the following items should be considered:

- What is the most appropriate product for your project
- Does the product offer a genuine performance warranty
- What assurance is there the coating is applied correctly
- How do you ensure that your specification is not misinterpreted

Selecting your colours

Some colours may share the same colour name but be entirely different. To avoid disappointment when choosing colour, remember to specify as follows:

- Specify the Dulux® product name and code
- Nominate the required performance standard
- To be applied by a Dulux® Registered Applicator
- Specify the durability warranty required

Durability Indicator

Up to 20 years durability warranty* 

Up to 10 years durability warranty* 
BCA Class 1 and 10 projects

No durability warranty* 

| Colour Name | Product Codes | Durability Indicator |
|----------------------------------------------|-------------------|----------------------|
| Anodic Bronze Satin | 96119930 | ☀ |
| Anotec® Dark Grey Matt | 27251275 2607538M | ☀☀ |
| Anotec® Mid Bronze Matt | 27251014 | ☀☀ |
| Anotec® Off White Matt | 2602181M | ☀☀ |
| Anotec® Silver Grey Matt | 27251272 | ☀☀ |
| APO Grey Satin | 27232786 26032786 | ☀☀ |
| Barley Gloss | 2723089G | ☀☀ |
| Barrister White Satin | 27284672 | ☀☀ |
| Basalt® Matt | 2607475M | ☀☀ |
| Basalt® Satin | 2607473S | ☀☀ |
| Berry Grey Gloss | 2727262G | ☀☀ |
| Berry Grey Satin | 26088362 | ☀☀ |
| Black Gloss | 2729090G 2609132G | ☀☀ |
| Black Matt Night Sky | 27219319 2609129M | ☀☀ |
| Black Satin Night Sky | 27219268 2609128S | ☀☀ |
| Blaze Blue Gloss | 98419941 | ☀ |
| Blue Light Pearl Satin | 9715209Q | ☀☀ |
| Blue Ridge® Satin | 27288480 | ☀☀ |
| Bright Silver Metallic (with Clear Top Coat) | 96151491 | ☀ |
| Bright White Gloss | 27284636 26084636 | ☀☀ |
| Bronze Pearl Satin | 97194686 | ☀☀ |
| Canola Cream Gloss | 27281796 | ☀☀ |
| Champagne Kinetic® Pearl Matt | 9713059K | ☀☀ |
| Charcoal Gloss | 2729086G | ☀☀ |
| Charcoal Met Pearl Gloss | 97118796 | ☀☀ |
| Charcoal Satin | 27288351 26088351 | ☀☀ |
| Citi Pearl Matt | 97188471 | ☀☀ |
| Classic Cream® Matt | 26084732 | ☀☀ |
| Classic Cream® Satin | 2722095S 2602095S | ☀☀ |
| Classic Hawthorn Green Gloss | 27233709 | ☀☀ |
| Classic White Gloss | 27281880 2601228G | ☀☀ |
| Copper Kinetic® Pearl Satin | 9717183K | ☀☀ |
| Copper Pearl Satin | 9614137Q | ☀☀ |
| Cottage Green® Matt | 2606304M | ☀☀ |
| Cottage Green® Satin | 27284219 26084219 | ☀☀ |
| Cove® Matt | 2606252M | ☀☀ |
| Cove® Satin | 2606250S | ☀☀ |
| Dark Violet Gloss | 98451926 | ☀ |
| Deep Brunswick Green Gloss | 2726134G 2606134G | ☀☀ |
| Deep Ocean® Satin | 2725125S 2605125S | ☀☀ |
| Deep Ocean® Matt | 2605267M | ☀☀ |
| Doeskin Satin | 26032516 | ☀☀ |
| Dune® Satin | 2723087S 2603087S | ☀☀ |
| Dune® Matt | 2607558M | ☀☀ |
| Essential Silver Pearl Matt | 2603146Q | ☀☀ |
| Eternity® Bronze Pearl Satin | 90088393 | ☀☀☀ |
| Eternity® Chain Pearl Matt | 90089119 | ☀☀☀ |
| Eternity® Charcoal Pearl Satin | 90088394 | ☀☀☀ |
| Eternity® Citi Silver Pearl Matt | 9007024Q | ☀☀☀ |
| Eternity® Linen Pearl Satin | 9001138Q | ☀☀☀ |
| Eternity® Nickel Pearl Matt | 90088395 | ☀☀☀ |
| Eternity® Pewter Pearl Satin | 90088396 | ☀☀☀ |
| Eternity® Silver Kinetic® Pearl Satin | 9007160K | ☀☀☀ |
| Eternity® Star Pearl Flat | 9007005F | ☀☀☀ |
| Eternity® Titanium Pearl Satin | 90087728 | ☀☀☀ |
| Evening Haze® Matt | 2603168M | ☀☀ |
| Evening Haze® Satin | 2723055S 2603175S | ☀☀ |
| Flame Red Gloss | 98419959 | ☀ |
| French Blue Gloss | 98432725 | ☀ |
| Gold Pearl Satin | 97196604 | ☀☀ |
| Grey Nurse Gloss | 26050060 | ☀☀ |
| Gully® Matt | 2608235M | ☀☀ |
| Gully® Satin | 2608233S | ☀☀ |
| Gunmetal Kinetic® Pearl Satin | 9718115K | ☀☀ |
| Hammersley Brown Satin | 26084657 | ☀☀ |
| Intensity® Coast Satin | 9005233S | ☀☀☀ |
| Intensity® Desert Satin | 9004227S | ☀☀☀ |
| Intensity® Evergreen Satin | 9006005S | ☀☀☀ |
| Intensity® Flame Gloss | 9004007G | ☀☀☀ |
| Intensity® Leaf Satin | 9006167S | ☀☀☀ |
| Intensity® Moonlight Satin | 9002004S | ☀☀☀ |
| Intensity® Reef Gloss | 9005011G | ☀☀☀ |
| Intensity® Storm Satin | 90089584 | ☀☀☀ |
| Intensity® Summer Gloss | 9004008G | ☀☀☀ |
| Intensity® Sunshine Gloss | 9002084G | ☀☀☀ |
| Ironstone® Matt | 2607556M | ☀☀ |
| Ironstone® Satin | 2727257S 2607257S | ☀☀ |

Dulux®

Known
For Excellence

Powder Coat
Colour Selector
& Specifications


Duratec™
Electro™
Fluoroseal®

52
Expansive
Colours

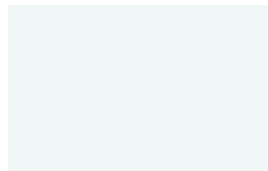
Dulux® has a long history of providing extremely durable powder coating finishes for monumental commercial construction projects across Asia, Australia, New Zealand and the Middle East. Our range of premium products are formulated to provide outstanding durability performance in the harshest environments.



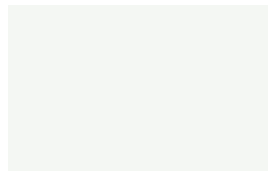
DURATEC[®]




Arctic White
90058851 Satin
R224 G232 B237 – LRV 82%




Zeus White
9001110G Gloss
R241 G245 B243 – LRV 91%




Appliance White
90058853 Satin
R243 G244 B240 – LRV 91%




Eternity Linen Pearl
9001138Q Satin
R226 G222 B212 – LRV 76%




Matt Canvas Cloth
9007327M Matt
R208 G204 B192 – LRV 64%




Eternity Nickel Pearl
90088395 Matt
R163 G155 B142 – LRV 38%



Copper Metallic Kinetic
9007183K Matt
R146 G134 B123 – LRV 29%



Matt Champagne Kinetic
9003059K Matt
R156 G147 B133 – LRV 34%




Zeus Lunar Grey
90088417 Matt
R198 G201 B196 – LRV 61%



Zeus Silver Grey
90051272 Matt
R171 G175 B177 – LRV 47%



Eternity Citi Silver Pearl
9007024Q Matt
R167 G172 B175 – LRV 45%



Eternity Chain Pearl
90089119 Matt
R165 G166 B163 – LRV 42%



Eternity Star Pearl
9007005F Flat
R153 G157 B158 – LRV 38%




Eternity Silver Kinetic
9007160K Satin
R147 G150 B152 – LRV 35%



Eternity Pewter Pearl
90088396 Satin
R128 G132 B132 – LRV 27%




Zeus Grey
90088416 Satin
R109 G112 B115 – LRV 20%




Eternity Titanium Pearl
90087728 Satin
R91 G92 B88 – LRV 14%



Zeus Timberland
9007315S Satin
R84 G 84 B 80 – LRV 12%




Eternity Bronze Pearl
90088393 Satin
R82 G74 B62 – LRV 10%




Eternity Charcoal Pearl
90088394 Satin
R55 G54 B54 – LRV 6%




Zeus Charcoal
90087732 Satin
R60 G64 B68 – LRV 8%



Zeus Dark Grey
90051275 Matt
R58 G64 B67 – LRV 8%



Zeus Black
90088702 Matt
R43 G44 B44 – LRV 4%



Zeus Lunar Eclipse
90087734 Satin
R43 G44 B44 – LRV 4%



For many years, the most widely specified super durable coating on high rise commercial projects throughout Australia and New Zealand.

Our advanced polyester resin technology, combined with high performance pigments, exceed the internationally recognised performance standard AAMA 2604-10, delivering excellent gloss and colour retention when compared to standard polyester powder coatings.

- High rise commercial projects
- Major commercial and residential developments, irrespective of the building height and in most environments
- Developments further than 10 metres from salt water
- Achieves AAMA 2604-10 performance standard
- Supported by a 20 year durability warranty* when applied by a Dulux® Registered Applicator

**DURATEC®
INTENSITY®**

Dulux®
Duratec®
Intensity®
10
Comprehensive
Colours



Intensity® Moonlight
9002004S Satin
R239 G208 B65 – LRV 67%



Intensity® Leaf
9006167S Satin
R74 G138 B64 – LRV 24%



Intensity® Sunshine
9002084G Gloss
R233 G174 B53 – LRV 52%



Intensity® Evergreen
9006005S Satin
R39 G96 B62 – LRV 12%



Intensity® Summer
9004008G Gloss
R229 G87 B31 – LRV 27%



Intensity® Coast
9005233S Satin
R16 G93 B134 – LRV 13%



Intensity® Desert
9004227S Satin
R138 G56 B46 – LRV 11%



Intensity® Reef
9005011G Gloss
R40 G108 B181 – LRV 18%



Intensity® Flame
9004007G Gloss
R181 G44 B39 – LRV 14%



Intensity® Storm
90089584 Satin
R42 G51 B80 – LRV 6%

**KNOWN FOR EXCELLENCE
COMMERCIAL COLOUR COLLECTION**

ELECTRO™

Dulux® Electro™ 12 Comprehensive Colours




Flat White
9061200F
R240 G242 B240 – LRV 90%



Shimmering Champagne
9063116K
R138 G128 B115 – LRV 27%



Natural Silver
9067365K
R165 G168 B167 – LRV 43%



Scintillation
9068186K
R114 G105 B93 – LRV 19%



Vintage Silver
9067377K
R125 G126 B128 – LRV 25%



Golden Touch
9068182K
R136 G119 B93 – LRV 24%




Subtle Blue
9065177K
R173 G192 B202 – LRV 55%



Burnished Copper
9068185K
R85 G62 B57 – LRV 9%



Blue Suede Shoes
9065178K
R104 G118 B125 – LRV 22%



Dark Bronze
9068184K
R59 G53 B47 – LRV 6%



Green Tea
9066197K
R97 G106 B102 – LRV 18%



Black Ace
9069116F
R44 G44 B45 – LRV 4%



With an anodised look, Electro™ is cleverly designed to subtly change in appearance as light conditions alter throughout the day.

With our advanced polyester resin technology, Electro™ is supported by a 20 year durability warranty*, exceeding the performance requirements set out in the internationally recognised AAMA 2604-10 standard.

- High rise commercial projects
- Commercial & residential developments irrespective of the building height and in most environments
- Developments further than 10 metres from salt water
- Achieves AAMA 2604-10 performance standard
- Supported by a 20 year durability warranty* when applied by a Dulux® Registered Applicator

Fluoraset®
Xtreme™

Dulux®

6
Comprehensive
Colours




Fluoraset® is formulated for extremely harsh environments where the highest level of durability is required.

It is supported by a 30 year durability warranty* giving you confidence that your coating will stand the test of time.

- Projects where product performance is under constant review
- All commercial and residential projects, irrespective of height
- When class leading colour and gloss retention is desired
- Developments further than 10 metres from salt water
- Exceeds AAMA 2605-11 performance standard
- Supported by a 30 year durability warranty* when applied by a Dulux® Registered Applicator

FLUOROSET®



Xtreme™ White
9641157M Satin
R235 G236 B231 – LRV 85%



Xtreme™ Coin
9647289S Satin
R165 G170 B173 – LRV 44%




Xtreme™ Champagne
9647302Q Satin
R160 G158 B153 – LRV 39%



Xtreme™ Silver
9647273Q Satin
R148 G152 B154 – LRV 36%



Xtreme™ Charcoal
9647297M Satin
R59 G62 B66 – LRV 7%



Xtreme™ Black
96456970 Satin
R42 G42 B43 – LRV 4%

1

SPECIFY

A

PRODUCT

Specification of powder coating finishes on architectural aluminium and other metal substrates can be a complex process and the following items should be considered;

- What is the most appropriate product for your project?
- Does the product offer a genuine durability warranty?
- What assurance is there that the coating is applied correctly?
- How do you ensure that your specification is not misinterpreted?



AAMA STANDARDS

With over 50 years of experience, the AAMA (American Architectural Manufacturer's Association) is regarded as the standards leader for finishes on architectural aluminium. The AAMA objective is to develop and improve quality standards, encourage research & development and set benchmarks for product performance of architectural products.


For finishing of commercial architectural aluminium, Dulux® recommend two internationally recognised AAMA standards, AAMA 2604 and AAMA 2605. Specifying powder coatings that comply with one of the below AAMA standards removes all doubt for the fabricator and applicator. The Dulux® powder coating products that meet or exceed these standards are shown below.

| | Duratec® | Electro™ | Fluorosef® |
|----------------------|-------------------------|-------------------------|-----------------------------|
| AAMA 2605-11 | No | No | Yes |
| AAMA 2604-10 | Yes | Yes | Yes |
| AAMA 2603-05 | Yes | Yes | Yes |
| Coating Type | Super Durable Polyester | Super Durable Polyester | Ultra Durable Fluoropolymer |
| Durability Warranty* | 20 years | 20 years | 30 years |

*Subject to terms and conditions of the relevant product warranty. Please contact your local Dulux representative for further details.



PROJECT REQUIREMENTS



- Residential properties are typically easy to maintain, given their height and access.
- High-rise projects are less sheltered from neighbouring buildings, raising their exposure and reducing their ease of maintenance.
- Monumental projects attract the most attention and have the highest standards required to uphold the reputation expected from landmark sites.

SPECIFICATION CHECKLIST

- ✓ The most appropriate AAMA specification
- ✓ Environmental aspect and project type
- ✓ Product features, including performance and colour range
- ✓ Design and installation considerations
- ✓ Warranty terms and conditions
- ✓ Ensure the specification of the chosen finish is clearly in line with the above points

To ensure there is no misinterpretation of what you want on your project:

- ✓ Specify the Dulux® “Product Name and Code” to meet
- ✓ The required AAMA standard
- ✓ To be applied by a Dulux® Registered Applicator
- ✓ Specify the durability warranty period

For example

“Fluoraset® Xtreme™ Coin Satin 964-7289S to meet AAMA 2605-11.

Product must be applied by a Dulux® Registered Applicator and must offer a 30 year durability warranty.”

| Project Type | Environment | Duratec® | Electro™ | Fluoraset® |
|------------------------------------|--------------------------|----------|----------|------------|
| Monumental | Mild, Tropical or Severe | | | ○ |
| Prestigious Commercial Development | Severe | | | ○ |
| Prestigious Commercial Development | Mild or Tropical | ○ | ○ | ○ |
| Commercial Development (>3 levels) | Severe | ○ | ○ | ○ |
| Commercial Development (>3 levels) | Mild or Tropical | ○ | ○ | ○ |
| Commercial Development (<4 levels) | Mild, Tropical or Severe | ○ | ○ | ○ |
| Residential (>3 levels) | Severe | ○ | ○ | ○ |
| Residential (>3 levels) | Mild or Tropical | ○ | ○ | ○ |

OFFICES

Australia

Dulux Powder
& Industrial Coatings
1 – 15 Pound Road West
Dandenong South VIC 3175
T. (61) 3 8787 4500
F. (61) 3 8787 4542
Customer Service
T. 13 24 99
F. 1800 804 649

New Zealand

Dulux Powder
& Industrial Coatings
31B Hillside Road
Glenfield, Auckland
New Zealand
T. (649) 441 8244
F. (649) 441 8242
Customer Service
T. 0800 800 975
F. 0800 476 9337

Singapore

DGL International Powder
& Industrial Coatings
Blk 265
#02-275
Serangoon Central Drive
Singapore 550265
T. (65) 6838 1010
F. (65) 6733 5125

ADVICE LINE

Our dedicated consultants can help simplify the specification process, saving you time and money by providing the right coating advice for your project.

Call 13 24 99 or visit
www.duluxpowders.com.au



Dulux, Fluoraset, Duratec, Eternity, Intensity and Kinetic are registered trademarks and Electro and Xtreme are trademarks of DuluxGroup (Australia) Pty Ltd. Zeus is a registered trademark in Australia and a trademark in New Zealand of DuluxGroup (Australia) Pty Ltd. Any advice, recommendation, information, assistance or service provided by DuluxGroup (Australia) Pty Ltd in relation to goods manufactured by it or use and application is given in good faith and is believed by DuluxGroup (Australia) Pty Ltd to be appropriate and reliable. However, any advice, recommendation, information, assistance or service provided by DuluxGroup (Australia) Pty Ltd is provided without liability or responsibility PROVIDED THAT the foregoing shall not exclude, limit, restrict or modify the rights entitlements and remedies conferred upon any reason, or liabilities imposed by DuluxGroup (Australia) Pty Ltd by any condition or warranty imposed by a Commonwealth, State or Territory Act or ordinance rendering void or prohibiting such exclusion, limitation, restriction or modification. The information in this brochure is true and correct at the time of print. Colours shown are as close as possible to actual powder colours. Please note, due to limitations of the printing process, photographic and printed images may not represent the true colour. Always confirm your colour choice with Dulux Powder & Industrial Coatings Sample Clips.

© Copyright 2014 DuluxGroup (Australia) Pty Ltd.